

SELLING PRICE

AVERAGE	\$438K	MEDIAN	\$418K
Month-over-Month	0.8%	Month-over-Month	-0.7%
Year-over-Year	9.9%	Year-over-Year	7.1%



All Residential

AVERAGE	\$561K	MEDIAN	\$515K
MoM	4.2%	MoM	3.5%
YoY	16.2%	YoY	14.4%



Detached

AVERAGE	\$421K	MEDIAN	\$420K
MoM	3.0%	MoM	2.4%
YoY	11.2%	YoY	6.5%



Semi-Detached

AVERAGE	\$312K	MEDIAN	\$320K
MoM	6.6%	MoM	9.7%
YoY	15.8%	YoY	20.3%



Row/Townhouse

AVERAGE	\$203K	MEDIAN	\$182K
MoM	-0.8%	MoM	-5.3%
YoY	4.9%	YoY	8.5%



Apartment Condominium

NEW LISTINGS



3,731

INVENTORY



Current Month	2,452	Month-over-Month	↑ 83.5%
YTD	2,452	Year-over-Year	↑ 12.9%



SOLD

Detached	\$6,000,000
Semi-Detached	\$742,500
Row/Townhouse	\$625,000
Apartment Condominium	\$1,600,000



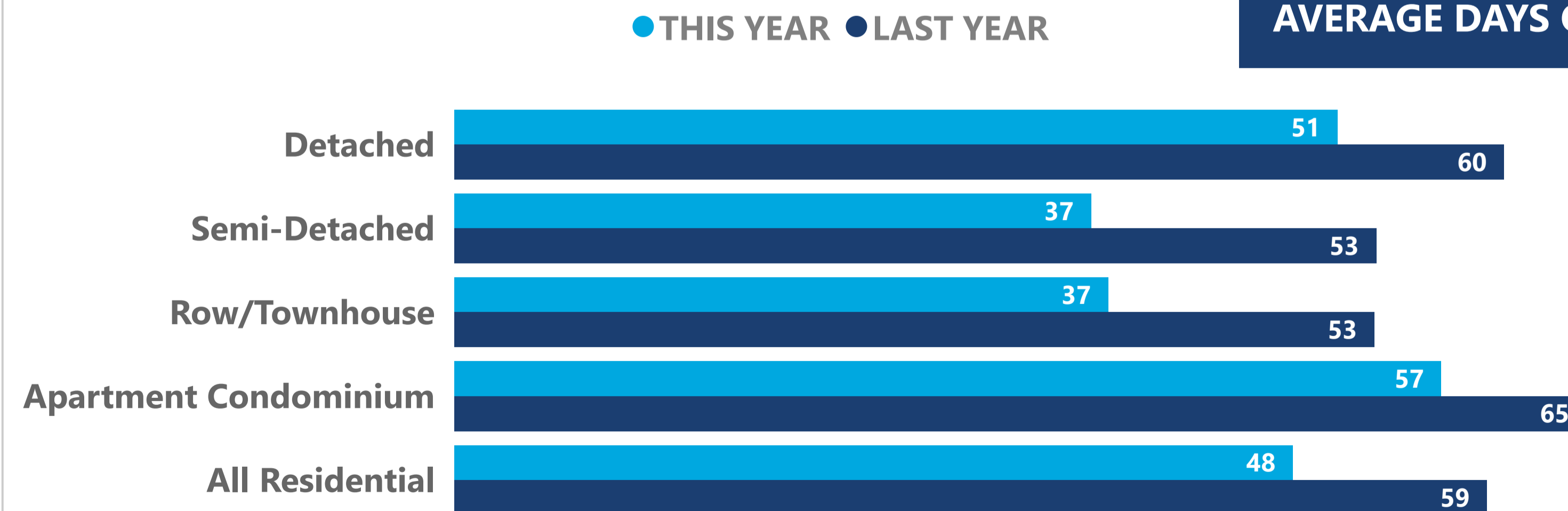
SALES

Current Month	1,597	Month-over-Month	↑ 12.1%
YTD	1,597	Year-over-Year	↑ 11.2%



HIGH ROLLERS

AVERAGE DAYS ON MARKET FOR MONTHLY SALES



* Greater Edmonton Area includes Beaumont, Bon Accord, Bruderheim, Calmar, Devon, Edmonton, Fort Saskatchewan, Gibbons, Leduc, Legal, Morinville, New Sarepta, Redwater, Rural Leduc County, Rural Parkland County, Rural Strathcona County, Rural Sturgeon County, Sherwood Park, Spruce Grove, St. Albert, Stony Plain, Thorsby, Wabamun, Warburg.

SELLING PRICE

AVERAGE	\$421K	MEDIAN	\$408K
Month-over-Month	0.8%	Month-over-Month	2.0%
Year-over-Year	10.3%	Year-over-Year	8.1%



All Residential

AVERAGE	\$555K	MEDIAN	\$515K
MoM	4.4%	MoM	5.6%
YoY	17.1%	YoY	16.6%



Detached

AVERAGE	\$423K	MEDIAN	\$424K
MoM	4.9%	MoM	3.4%
YoY	9.7%	YoY	6.0%



Semi-Detached

AVERAGE	\$300K	MEDIAN	\$307K
MoM	4.3%	MoM	5.9%
YoY	11.3%	YoY	14.4%



Row/Townhouse

AVERAGE	\$204K	MEDIAN	\$182K
MoM	-0.0%	MoM	-4.8%
YoY	7.4%	YoY	11.7%



Apartment Condominium

NEW LISTINGS



Current Month	1,758	Month-over-Month	↑ 80.9%
YTD	1,758	Year-over-Year	↑ 15.7%



Current Month	1,187	Month-over-Month	↑ 12.5%
YTD	1,187	Year-over-Year	↑ 12.7%

2,673



INVENTORY

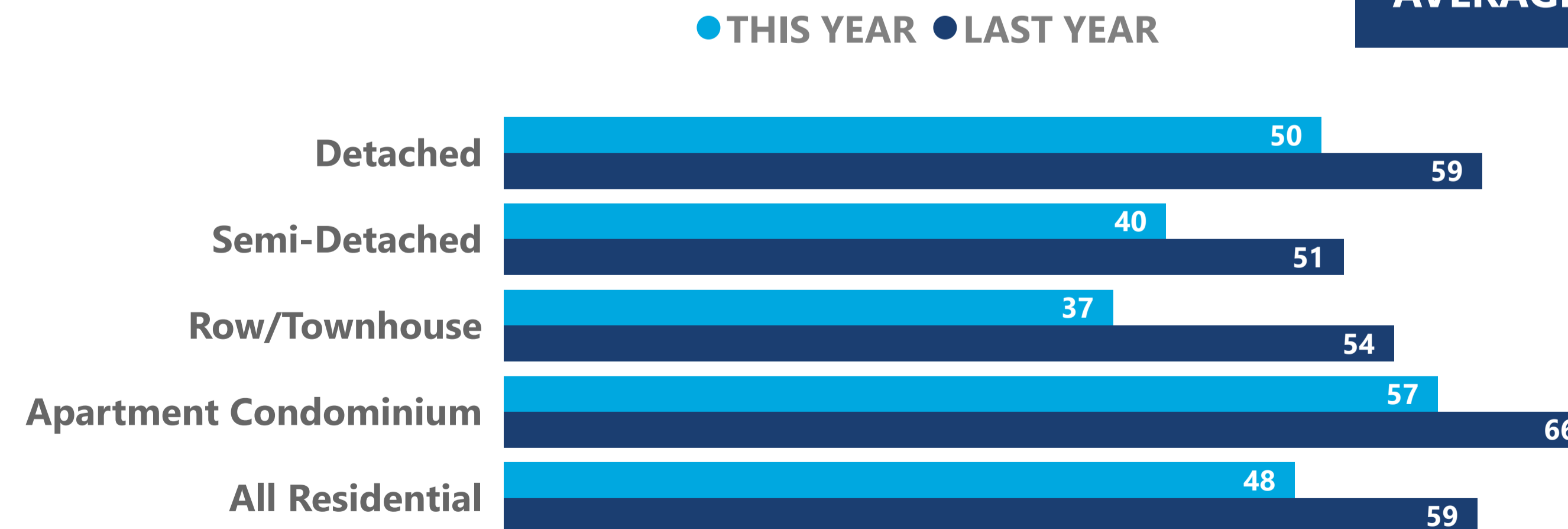


Detached	\$6,000,000
Semi-Detached	\$742,500
Row/Townhouse	\$625,000
Apartment Condominium	\$1,600,000



HIGH ROLLERS

AVERAGE DAYS ON MARKET FOR MONTHLY SALES



NEW LISTINGS



Current Month	Month-over-Month
2,452	↑ 83.5%
YTD	Year-over-Year
2,452	↑ 12.9%



Current Month	Month-over-Month
1,597	↑ 12.1%
YTD	Year-over-Year
1,597	↑ 11.2%

3,731



INVENTORY

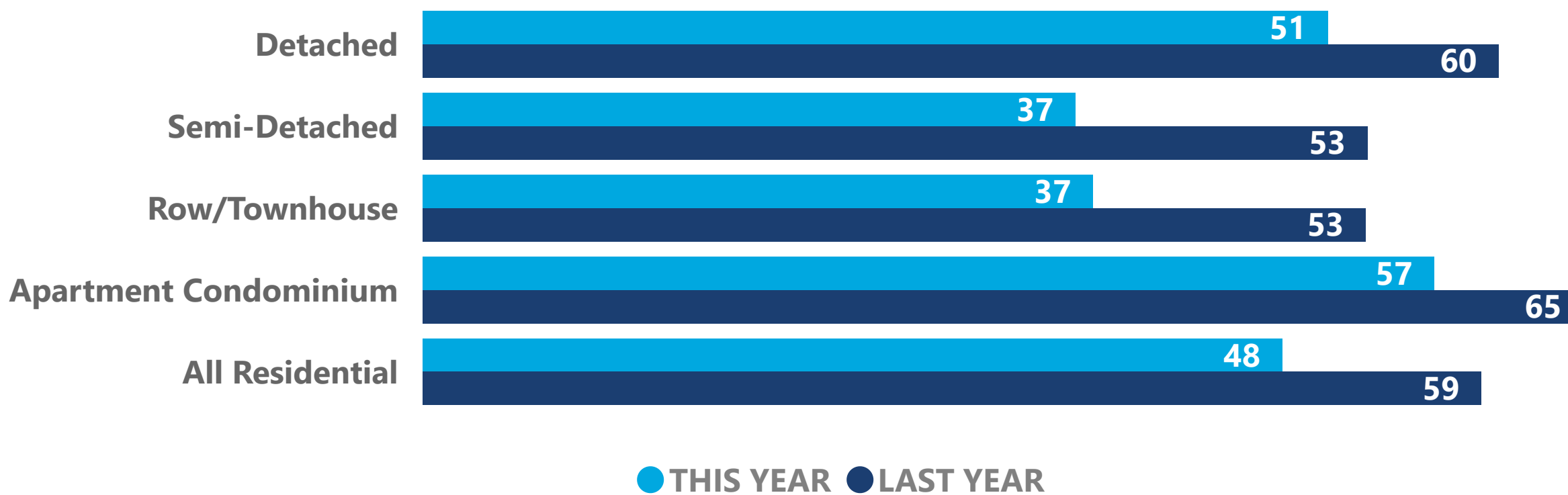


Detached	\$6,000,000
Semi-detached	\$742,500
Row/Townhouse	\$625,000
Apartment Condominium	\$1,600,000



HIGH ROLLERS

AVERAGE DAYS ON MARKET FOR MONTHLY SALES



SELLING PRICE COMPARISONS

ALL RESIDENTIAL	DETACHED	SEMI-DETACHED	ROW/TOWNHOUSE	APARTMENT CONDOMINIUM
AVERAGE \$438K	AVERAGE \$561K	AVERAGE \$421K	AVERAGE \$312K	AVERAGE \$203K
MoM 0.8%	MoM 4.2%	MoM 3.0%	MoM 6.6%	MoM -0.8%
YoY 9.9%	YoY 16.2%	YoY 11.2%	YoY 15.8%	YoY 4.9%
MEDIAN \$418K	MEDIAN \$515K	MEDIAN \$420K	MEDIAN \$320K	MEDIAN \$182K
MoM -0.7%	MoM 3.5%	MoM 2.4%	MoM 9.7%	MoM -5.3%
YoY 7.1%	YoY 14.4%	YoY 6.5%	YoY 20.3%	YoY 8.5%

* Greater Edmonton Area includes Beaumont, Bon Accord, Bruderheim, Calmar, Devon, Edmonton, Fort Saskatchewan, Gibbons, Leduc, Legal, Morinville, New Sarepta, Redwater, Rural Leduc County, Rural Parkland County, Rural Strathcona County, Rural Sturgeon County, Sherwood Park, Spruce Grove, St. Albert, Stony Plain, Thorsby, Wabamun, Warburg

NEW LISTINGS



Current Month	Month-over-Month
1,758	↑ 80.9%
YTD	Year-over-Year
1,758	↑ 15.7%



SALES

Current Month	Month-over-Month
1,187	↑ 12.5%
YTD	Year-over-Year
1,187	↑ 12.7%

2,673



INVENTORY



Detached	\$6,000,000
Semi-detached	\$742,500
Row/Townhouse	\$625,000
Apartment Condominium	\$1,600,000



HIGH ROLLERS

AVERAGE DAYS ON MARKET FOR MONTHLY SALES



● THIS YEAR ● LAST YEAR

SELLING PRICE COMPARISONS



ALL RESIDENTIAL

AVERAGE	\$421K
MoM	0.8%
YoY	10.3%
MEDIAN	\$408K
MoM	2.0%
YoY	8.1%



DETACHED

AVERAGE	\$555K
MoM	4.4%
YoY	17.1%
MEDIAN	\$515K
MoM	5.6%
YoY	16.6%



SEMI-DETACHED

AVERAGE	\$423K
MoM	4.9%
YoY	9.7%
MEDIAN	\$424K
MoM	3.4%
YoY	6.0%



ROW/TOWNHOUSE

AVERAGE	\$300K
MoM	4.3%
YoY	11.3%
MEDIAN	\$307K
MoM	5.9%
YoY	14.4%



APARTMENT CONDOMINIUM

AVERAGE	\$204K
MoM	-0.0%
YoY	7.4%
MEDIAN	\$182K
MoM	-4.8%
YoY	11.7%

MLS® HOME PRICE INDEX

\$419K

Benchmark Price

↑ 3.8%

Month-over-Month

↑ 12.0%

Year-over-Year

\$438K

Average Sales Price

↑ 0.8%

Month-over-Month

↑ 9.9%

Year-over-Year

\$418K

Median Sales Price

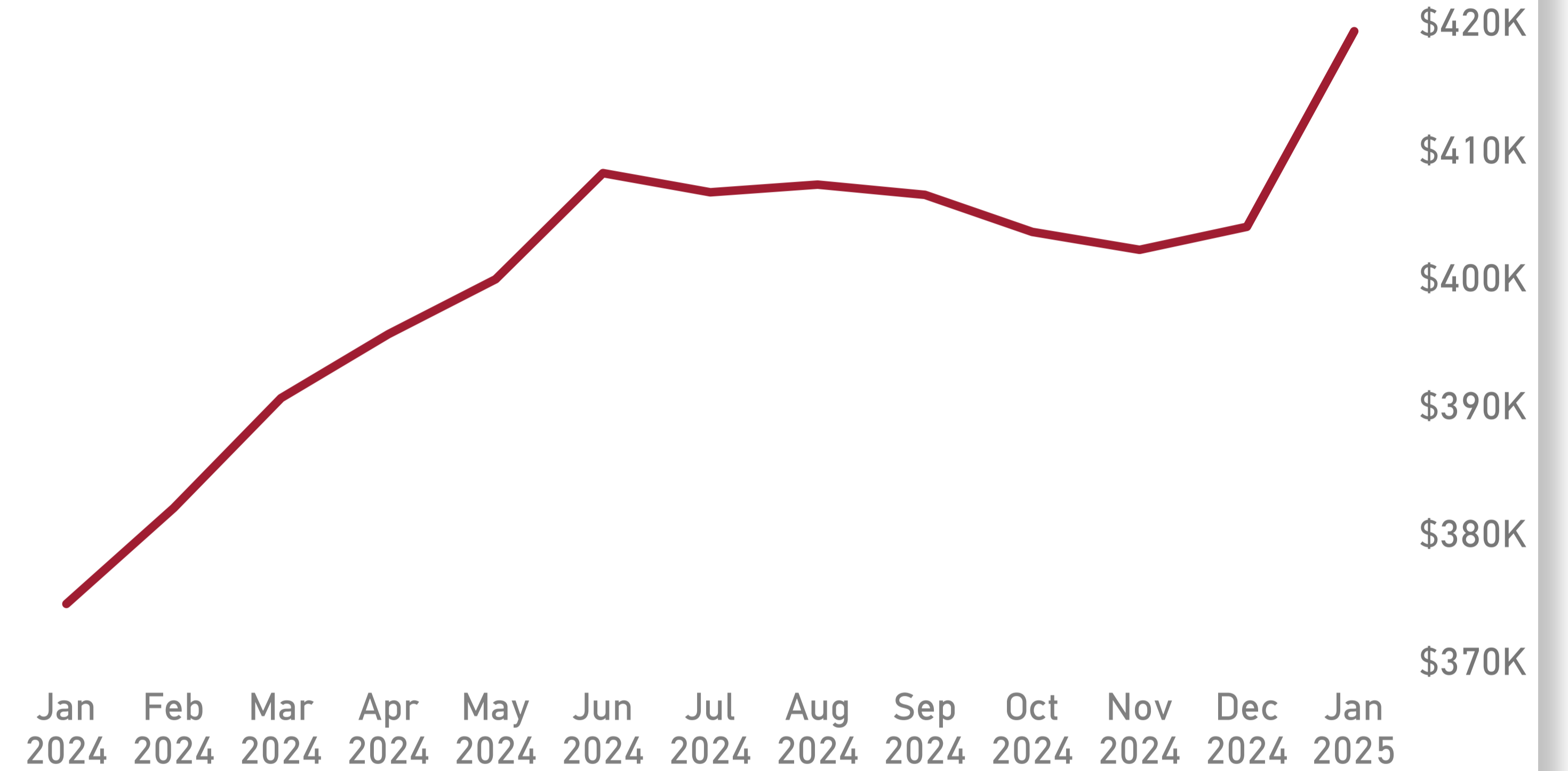
↓ -0.7%

Month-over-Month

↑ 7.1%

Year-over-Year

BENCHMARK PRICE TREND



\$495K

Benchmark Price


↑ 4.0%

Month-over-Month

↑ 14.0%

Year-over-Year

SINGLE FAMILY



\$199K

Benchmark Price

↑ 2.2%

Month-over-Month

↑ 13.4%

Year-over-Year

APARTMENT



\$282K

Benchmark Price

↑ 5.0%

Month-over-Month

↑ 17.3%

Year-over-Year

TOWNHOUSE

MLS® HOME PRICE INDEX

\$410K

Benchmark Price

↑ **4.6%**

Month-over-Month

↑ **11.9%**

Year-over-Year

\$421K

Average Sales Price

↑ **0.8%**

Month-over-Month

↑ **10.3%**

Year-over-Year

\$408K

Median Sales Price

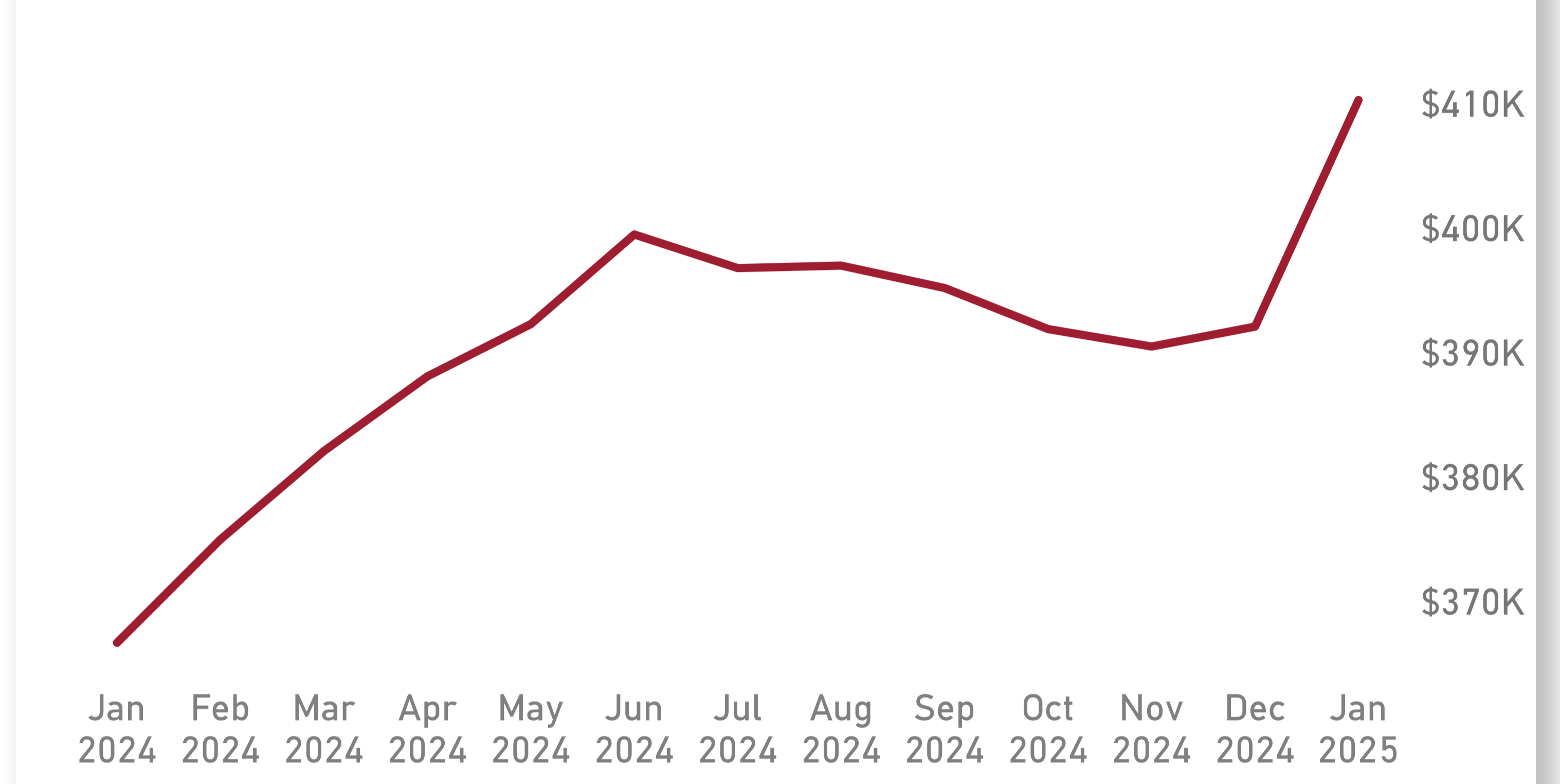
↑ **2.0%**

Month-over-Month

↑ **8.1%**

Year-over-Year

BENCHMARK PRICE TREND



\$502K

Benchmark Price


↑ **5.0%**

Month-over-Month

↑ **14.2%**

Year-over-Year

SINGLE FAMILY



\$194K

Benchmark Price

↑ **2.2%**

Month-over-Month

↑ **13.6%**

Year-over-Year

APARTMENT



\$279K

Benchmark Price

↑ **6.5%**

Month-over-Month

↑ **20.3%**

Year-over-Year

TOWNHOUSE

NEW LISTINGS



Current Month

2,452

Month-over-Month



83.5%

YTD

2,452

Year-over-Year



12.9%

* Greater Edmonton Area includes Beaumont, Bon Accord, Bruderheim, Calmar, Devon, Edmonton, Fort Saskatchewan, Gibbons, Leduc, Legal, Morinville, New Sarepta, Redwater, Rural Leduc County, Rural Parkland County, Rural Strathcona County, Rural Sturgeon County, Sherwood Park, Spruce Grove, St. Albert, Stony Plain, Thorsby, Wabamun, Warburg.

NEW LISTINGS



Current Month

1,758

Month-over-Month



80.9%

YTD

1,758

Year-over-Year



15.7%



* Greater Edmonton Area includes Beaumont, Bon Accord, Bruderheim, Calmar, Devon, Edmonton, Fort Saskatchewan, Gibbons, Leduc, Legal, Morinville, New Sarepta, Redwater, Rural Leduc County, Rural Parkland County, Rural Strathcona County, Rural Sturgeon County, Sherwood Park, Spruce Grove, St. Albert, Stony Plain, Thorsby, Wabamun, Warburg.



SALES

Current Month

1,187

YTD

1,187

Month-over-Month

↑ 12.5%

Year-over-Year

↑ 12.7%

3,731



INVENTORY

* Greater Edmonton Area includes Beaumont, Bon Accord, Bruderheim, Calmar, Devon, Edmonton, Fort Saskatchewan, Gibbons, Leduc, Legal, Morinville, New Sarepta, Redwater, Rural Leduc County, Rural Parkland County, Rural Strathcona County, Rural Sturgeon County, Sherwood Park, Spruce Grove, St. Albert, Stony Plain, Thorsby, Wabamun, Warburg.

2,673



INVENTORY



Detached

\$6,000,000

Semi-Detached

\$742,500

Row/Townhouse

\$625,000

Apartment
Condominium

\$1,600,000



HIGH ROLLERS

* Greater Edmonton Area includes Beaumont, Bon Accord, Bruderheim, Calmar, Devon, Edmonton, Fort Saskatchewan, Gibbons, Leduc, Legal, Morinville, New Sarepta, Redwater, Rural Leduc County, Rural Parkland County, Rural Strathcona County, Rural Sturgeon County, Sherwood Park, Spruce Grove, St. Albert, Stony Plain, Thorsby, Wabamun, Warburg.



Detached

\$6,000,000

Semi-Detached

\$742,500

Row/Townhouse

\$625,000

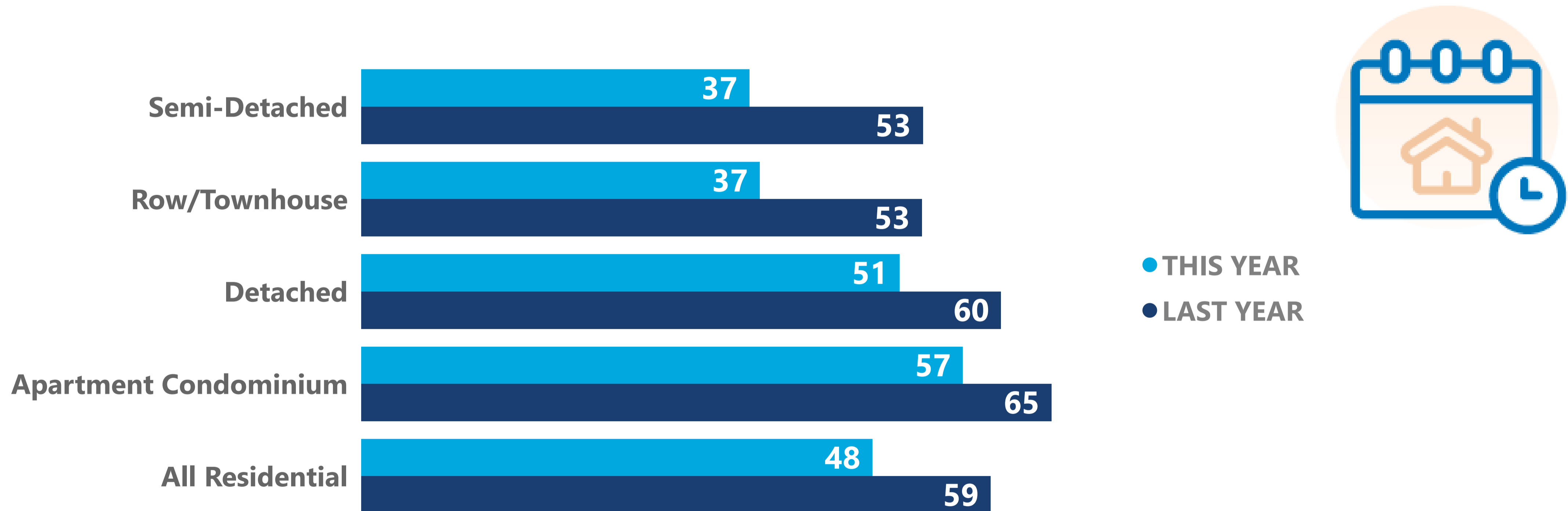
Apartment
Condominium

\$1,600,000



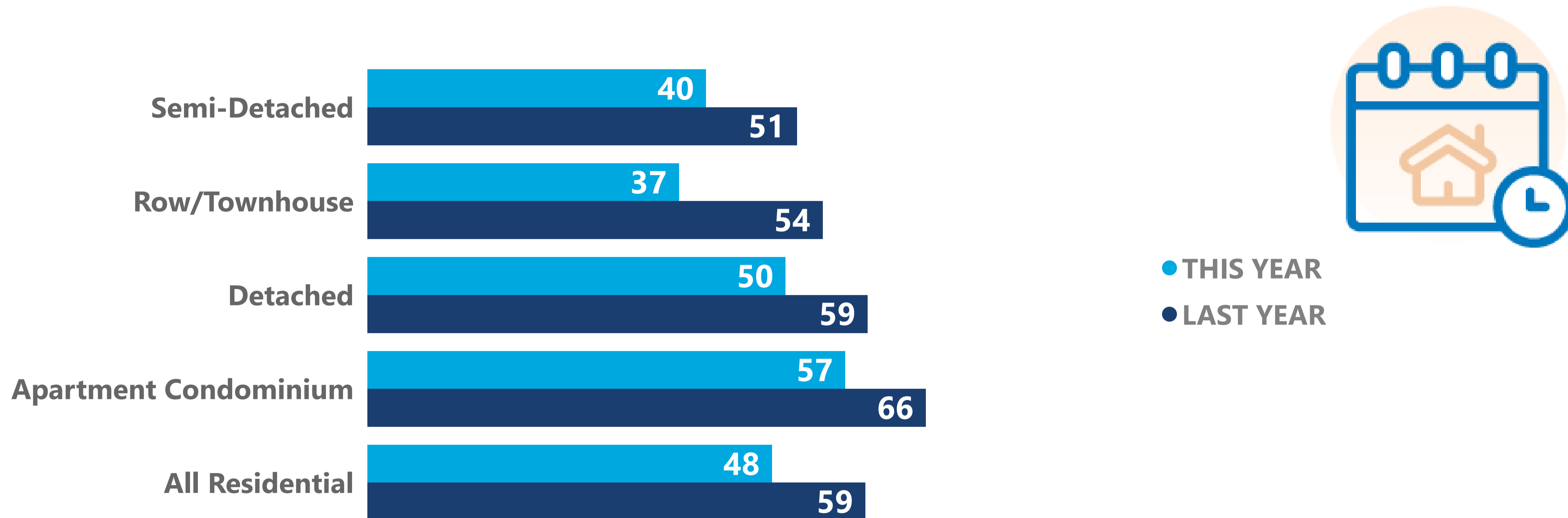
HIGH ROLLERS

AVERAGE DAYS ON MARKET FOR MONTHLY SALES



* Greater Edmonton Area includes Beaumont, Bon Accord, Bruderheim, Calmar, Devon, Edmonton, Fort Saskatchewan, Gibbons, Leduc, Legal, Morinville, New Sarepta, Redwater, Rural Leduc County, Rural Parkland County, Rural Strathcona County, Rural Sturgeon County, Sherwood Park, Spruce Grove, St. Albert, Stony Plain, Thorsby, Wabamun, Warburg.

AVERAGE DAYS ON MARKET FOR MONTHLY SALES



AVERAGE

\$438K

\$418K

MEDIAN

MoM

0.8%

-0.7%

MoM

YoY

9.9%

7.1%

YoY



All Residential

* Greater Edmonton Area includes Beaumont, Bon Accord, Bruderheim, Calmar, Devon, Edmonton, Fort Saskatchewan, Gibbons, Leduc, Legal, Morinville, New Sarepta, Redwater, Rural Leduc County, Rural Parkland County, Rural Strathcona County, Rural Sturgeon County, Sherwood Park, Spruce Grove, St. Albert, Stony Plain, Thorsby, Wabamun, Warburg.

AVERAGE

\$421K

\$408K

MEDIAN

MoM

0.8%

2.0%

MoM

YoY

10.3%

8.1%

YoY



All Residential

AVERAGE

\$561K

MoM

4.2%

YoY

16.2%



Detached

\$515K

MEDIAN

3.5%

MoM

14.4%

YoY

* Greater Edmonton Area includes Beaumont, Bon Accord, Bruderheim, Calmar, Devon, Edmonton, Fort Saskatchewan, Gibbons, Leduc, Legal, Morinville, New Sarepta, Redwater, Rural Leduc County, Rural Parkland County, Rural Strathcona County, Rural Sturgeon County, Sherwood Park, Spruce Grove, St. Albert, Stony Plain, Thorsby, Wabamun, Warburg.

AVERAGE

\$555K

\$515K

MEDIAN

MoM

4.4%

5.6%

MoM

YoY

17.1%

16.6%

YoY



Detached

AVERAGE

\$421K

MoM

3.0%

YoY

11.2%



\$420K

MEDIAN

2.4%

MoM

6.5%

YoY

Semi-Detached

* Greater Edmonton Area includes Beaumont, Bon Accord, Bruderheim, Calmar, Devon, Edmonton, Fort Saskatchewan, Gibbons, Leduc, Legal, Morinville, New Sarepta, Redwater, Rural Leduc County, Rural Parkland County, Rural Strathcona County, Rural Sturgeon County, Sherwood Park, Spruce Grove, St. Albert, Stony Plain, Thorsby, Wabamun, Warburg.

AVERAGE

\$423K

MoM

4.9%

YoY

9.7%



Semi-Detached

\$424K

MEDIAN

3.4%

MoM

6.0%

YoY

AVERAGE

\$312K

\$320K

MEDIAN

MoM

6.6%

9.7%

MoM

YoY

15.8%

20.3%

YoY



Row/Townhouse

* Greater Edmonton Area includes Beaumont, Bon Accord, Bruderheim, Calmar, Devon, Edmonton, Fort Saskatchewan, Gibbons, Leduc, Legal, Morinville, New Sarepta, Redwater, Rural Leduc County, Rural Parkland County, Rural Strathcona County, Rural Sturgeon County, Sherwood Park, Spruce Grove, St. Albert, Stony Plain, Thorsby, Wabamun, Warburg.

AVERAGE

\$300K

\$307K

MEDIAN

MoM

4.3%

5.9%

MoM

YoY

11.3%

14.4%

YoY



Row/Townhouse